



Rognon Photography

making photographs, not just pictures

table of contents

engagements	3
weddings	11
families	19
children	27
new borns	36
fine art	43





engagements










weddings









families









children









**n e w
b o r n s**











color study

something that most photographers should do at some point is study how a certain color can impact and change the way an image feels. i really feel like i learned a lot from studying the effect that green has on a photograph and how it really can bring life into the image.



bannack



out in the middle of no where there is a ghost town called bannack. for a class field trip, we traveled a couple of hours to enjoy the ghost town and some of the artifacts and buildings that were there. the town used to be a gold town. while we were there we were told to photograph objects and people around the town. here are some of the photographs that i made during my time at bannack.



flora and fauna



going out of your way to find places and subjects can really make your photography stand out. i had to go thirty minutes to the nearest zoo to get these.






one of the newest methods of photography is something called hdr, or high dynamic range. hdr is where you take 3 different exposures of the same photograph and then merge them together to make sure everything has the proper exposure. it can turn out looking very intense and different, though sometimes it just adds another dimension to the photograph. these three images are all hdr images.




h
d
r



panoramics



if you google project 365 you will find a year long project for photographers. the goal is to make a new photograph every day for an entire year. it really is a great way to improve your skills as a photographer because you need to look at the same things in a new way to capture something different. i did it for a week, and my goal is to finish up the year once i am done with school.




project 365

light



light is a very important aspect of photography. there are a lot of wonderful ways to capture light with photography. photographers can change different camera settings to manipulate light and how it is captured on camera. here are a few examples of light. i even added a self portrait.





camera raw



borders

edits

photographers need to be able to take great photographs the first time around, but it is also important to be know how to use photoshop to combine and manipulate the images. using photoshop can really improve a image if it is done correctly and appropriately..



adjustment layers



images & type



portrait edits



j i m m y r o g n o n

2 0 8 . 2 1 9 . 5 0 1 2



