

CONTENT

- 3. Past Photo
- 5. Color Study
- 6. Flora & Fauna
- 7. Bannack Portraits
- 9. Bannack HDR
- 10. ACR
- 11. Lightroom
- 13. Perspective of 12
- 14. Portraits
- 15. Flexible Edits
- 17. Typography
- 18. Speedlighting
- 19. Macro Abstract
- 20. Lindsey LeFevre





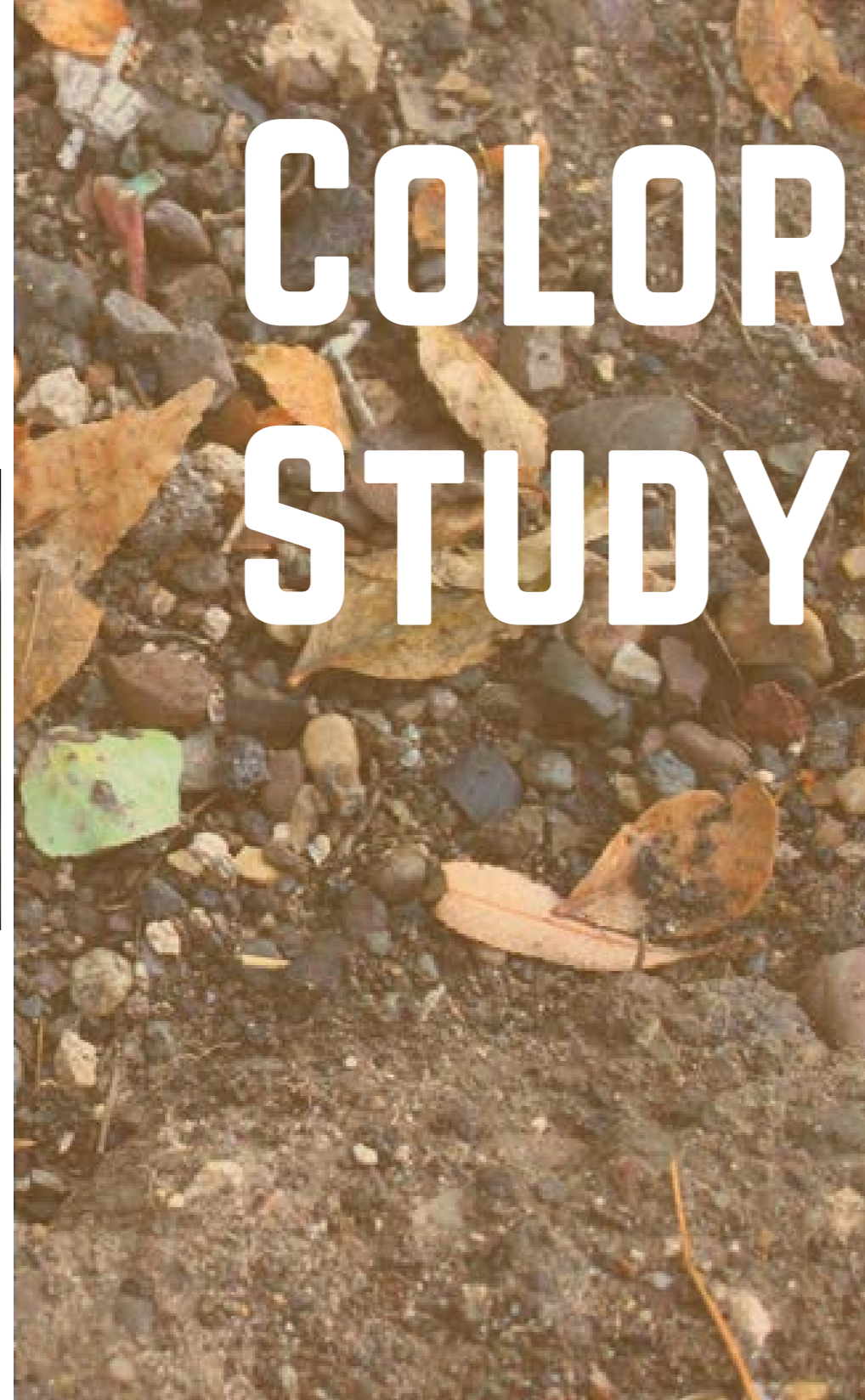

PAST PHOTOS



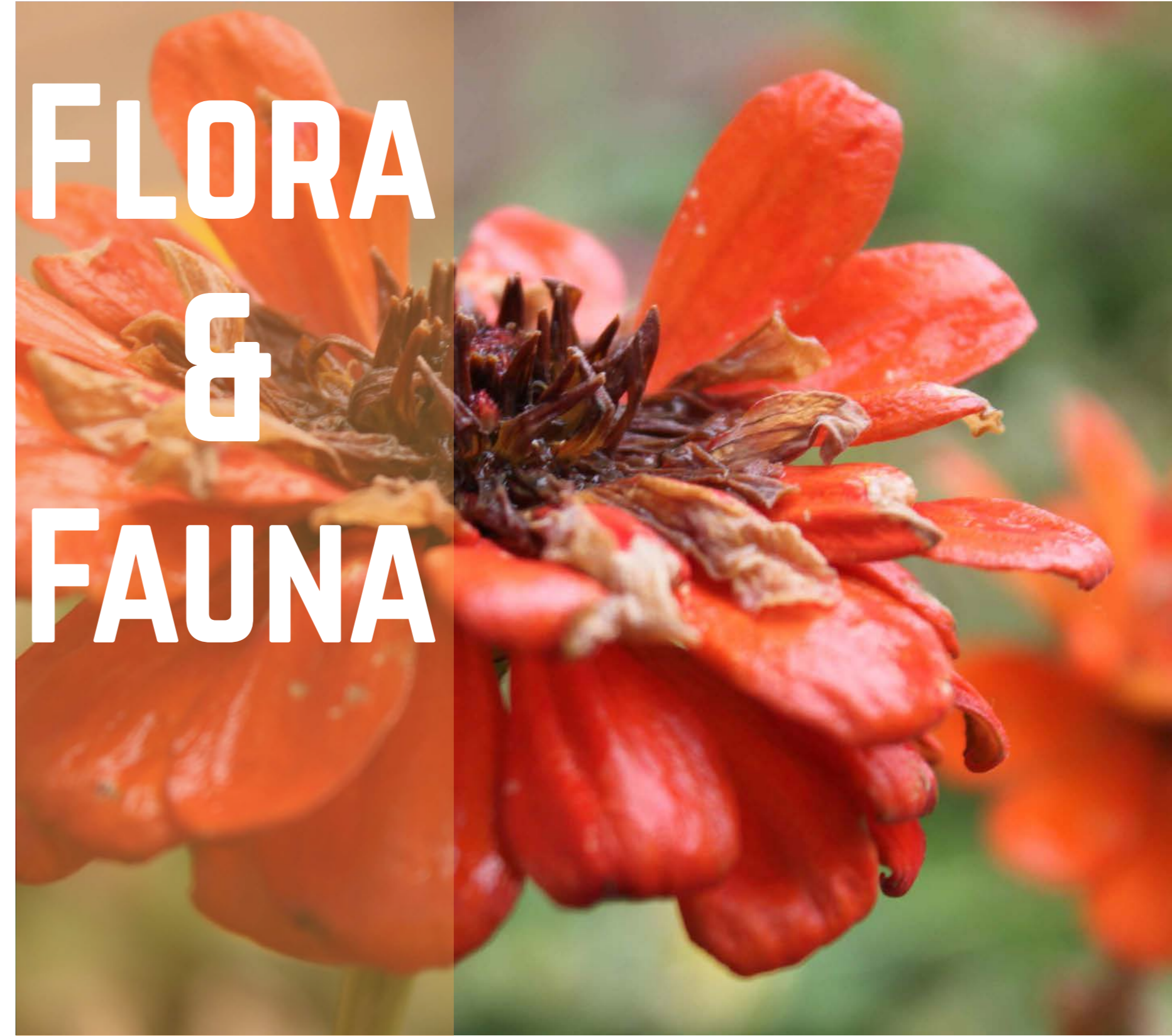
Until this year (2014) I hadn't had much experience with photography. I loved to take photos, but I never took it seriously.

Then this year I had several people ask me to take their photos. I did several engagements along with my little sister's senior pictures. I really enjoyed it and I got Lightroom to make editing even easier and better.

I realized that there is a demand for photographers and it is something that I will continue to use for the rest of my life.

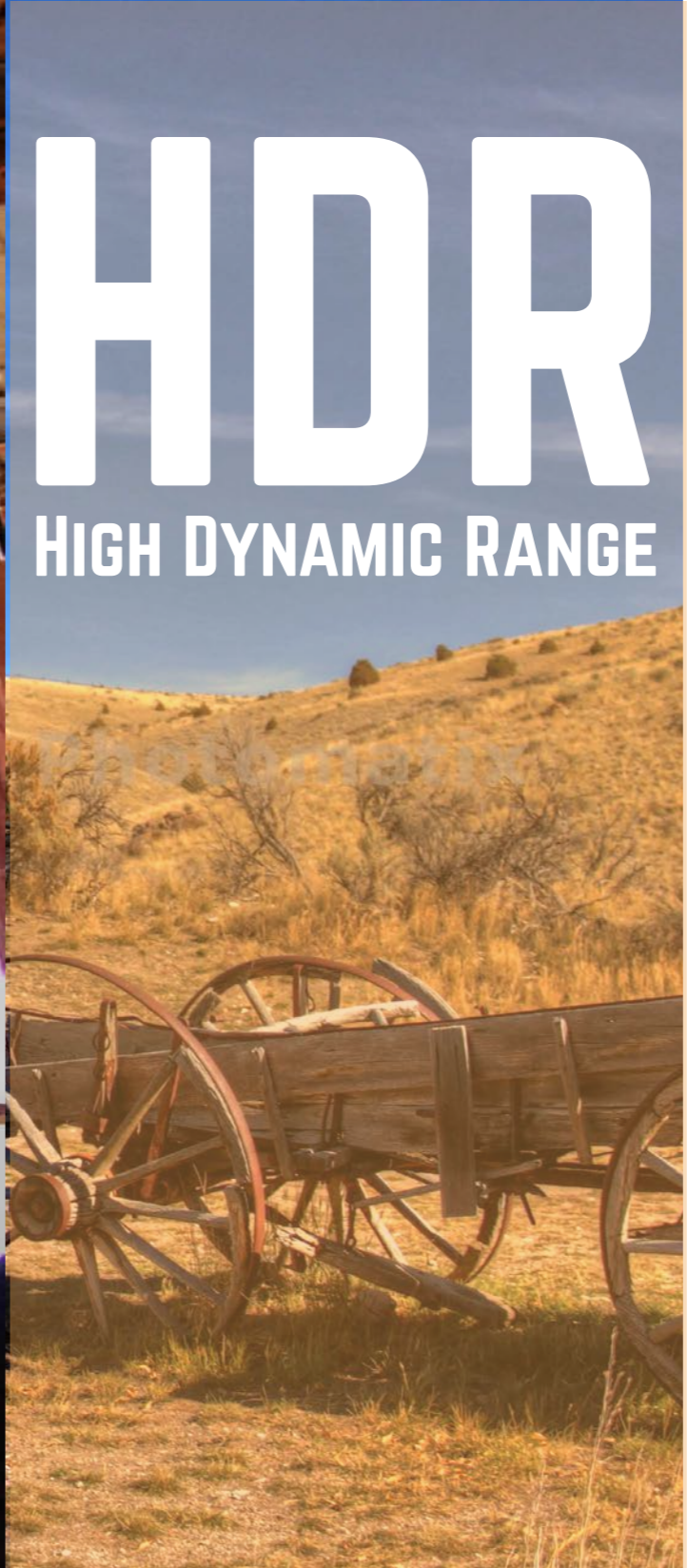


COLOR STUDY



FLORA & FAUNA





HDR is interesting. I love the effect that it has. I love that you can make images look the way that you see them and that you can get the entire photo exposed.

Taking photos at Bannack, Montana was such a neat experience. I loved being able to take photos of old things. It was so neat to have the models dressed up and photographing them was my favorite part of the entire photo shoot.



ARC

ADOBE CAMERA RAW

This was my first time editing photos in Adobe Camera Raw. It was good to learn how to use, but I definitely prefer Lightroom. I first began using Lightroom about six months ago and it has become one of my favorite tools to use.

I took both of these photos in Idaho Falls, I during the first week of October. I went down by the river and spent a few hours before sunset taking photos. It was easy to edit batches of photos in Lightroom to get them to pop and look the way I saw the scene.

LIGHT ROOM





PERSPECTIVE

OF

12





PORTRAITS

Portraits are probably my favorite type of photography. I feel like people just make the photo come alive and tell a story.

I have been learning a lot about composition and how to pose. Those are the two hardest things for me, but I have improved greatly over the past two months.

With flexible edits, I love being able to enhance photos in Photoshop through the use of filters and layers. I feel like these edits only add to the photo to make it appear the way the human eye sees things.

FLEXIBLE EDITS



TYPGRAPHY

COURAGE

Courage is resistance to fear

Let your dreams
be bigger than
your fears and
your actions be
louder than your
words





SPEED LIGHTING

For this speed lighting activity I took this photo in a regularly lit classroom. I really enjoyed using the speed light to create this look. It is amazing how changing the lighting can change everything about a photo.

The macro abstract photo is actually two photos blended together. I took both of the photos when we went to Bannack, MT. I really enjoy using Photoshop to create cool things and blending modes are one of my favorite features.

MACRO ABSTRACT





LINDSEY LEFEVRE

Photo taken by: Kelsi Harris

"Taking photos is just a way of preserving history. They allow us to remember the details of our lives."

-Lindsey LeFevre

CONTACT:

Phone: 928.551.2670

Email: lindsey.lefevre@yahoo.com

Blog: lindseylefevre.wordpress.com

Website: lindseylefevre.com

Facebook: Lindsey LeFevre
Photography and Design

Excluding this last photo, all photos were taken by Lindsey LeFevre. All edits, design, and writing were also created by Lindsey LeFevre